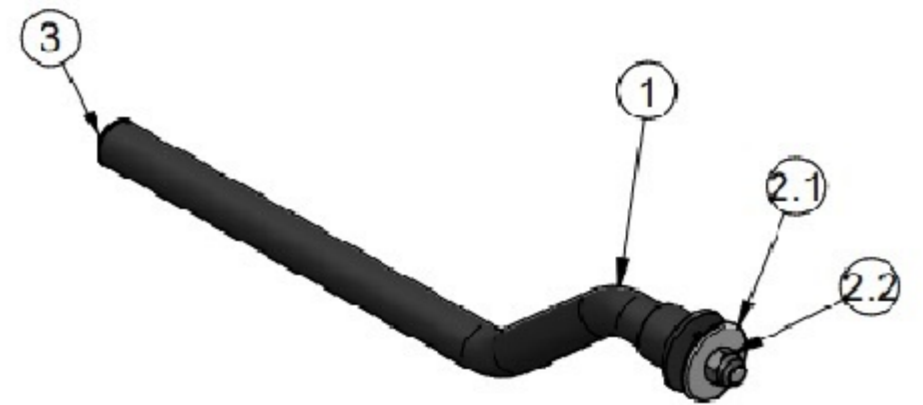
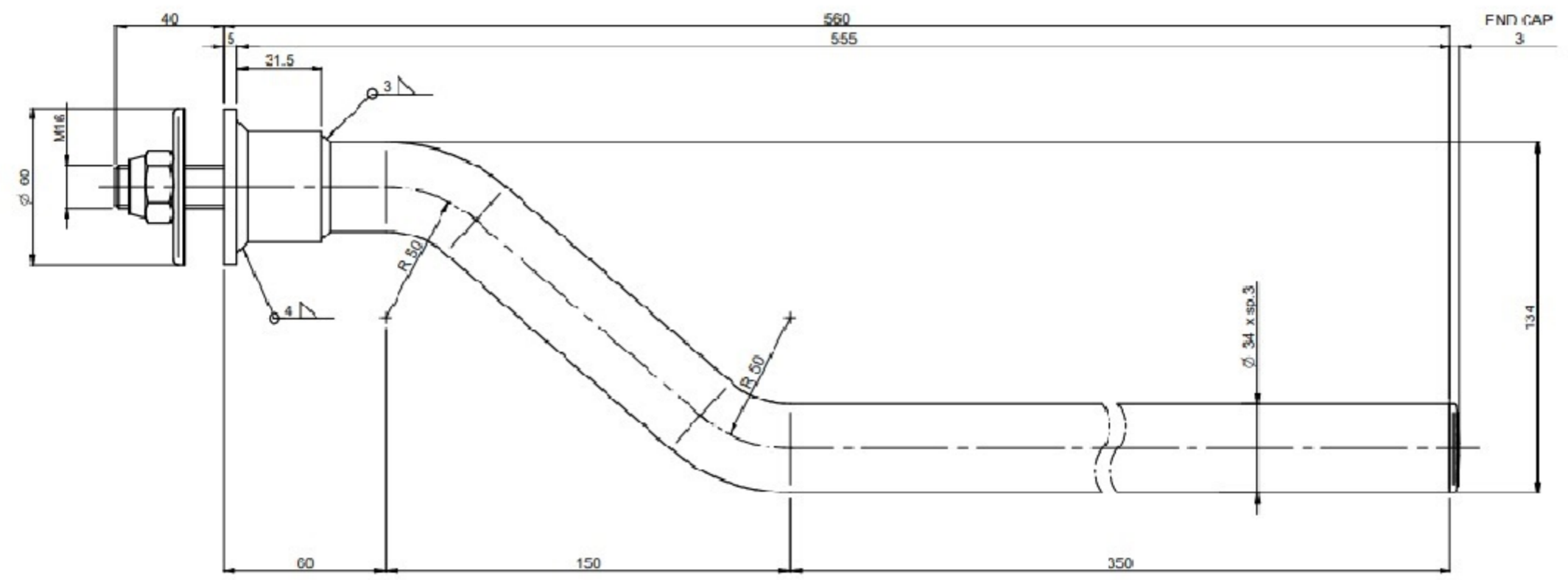
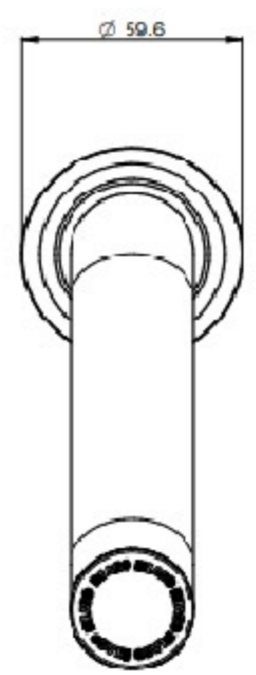


IF IN DOUBT ASK

IF IN DOUBT ASK



ZONE	REV.	DESCRIPTION	DATE	APPROVED
	1	VALIDATION COMPLETE	08/02/2024	A.P

REVISIONS

UNLESS OTHERWISE STATED, ALL DIMENSIONS IN mm

TOLERANCES	SURFACE FINISH
0.5 - 6 = ±0.1mm	1.6µm Ra
6 - 30 = ±0.2 mm	FILLET RADII 0.5 TO 1.0
30 - 120 = ±0.3 mm	SQUARENESS 0.05 IN 25
120 - 400 = ±0.5 mm	PARALLELISM 0.05 IN 25
400 - 1000 = ±0.8 mm	RUNOUT 0.1
1000 - 2000 = ±1.2 mm	ANGLES ±0.5°
2000 - 4000 = ±2.0 mm	

MATERIAL: IRON  
 MASS: 1.889  
 FINISH: BLACK- RAL9005

DRAWN BY: L.B.H  
 CHECKED BY: U.F  
 DESCRIPTION: WINGSTAY CRANKED 34MM X 560MM BLACK SINGLE BOLT FIXING

A3

APPROVED BY: A.P  
 ORIGINATION DATE: 06/02/2024  
 NUMBER: 6688-162001117  
 REVISION: 1  
 SHEET: 1 of 1

SCALE : PROPORTIONAL - DO NOT SCALE  
 REF SCALE 1:2 WHEN PRINTED ON A3  
 PROJECTION 3rd ANGLE

PROPRIETARY RIGHTS ARE INCLUDED IN THE INFORMATION DISCLOSED HEREIN. NEITHER THIS DOCUMENT NOR ANY INFORMATION DISCLOSED SHALL BE REPRODUCED, USED, TRANSFERRED TO OTHER DOCUMENTS, OR DISCLOSED TO OTHERS FOR ANY PURPOSE INCLUDING MANUFACTURING UNLESS SPECIFICALLY AUTHORISED IN WRITING  
 REMOVE ALL SHARP EDGES AND BURRS  
 PART FINISHING AND MARKING TO CESF001

