REVISION	ECO	BY	CHECKED	DESCRIPTION
2	8329	RLF 8/25/94	TMG 8/26/94	REDRAWN ON CAD, .614 WAS .618, 4.478±.030 WAS 4.485±.030
3	10595	DJC 9/15/98	JJM 9/15/98	050-0100 WAS 050-0106; REVISED PART NAME
4	10999	AEP 8/11/99	JRS 8/11/99	80635-16 WAS 80613-16; Ø.260-.290 AFTER STAKING WAS Ø.230-.260 AFTER STAKING

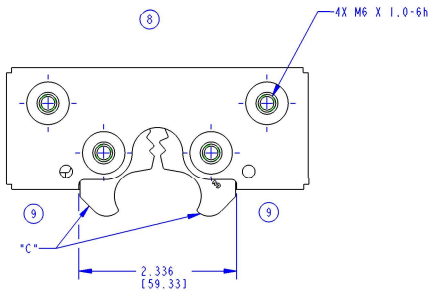

UNLATCHED VIEW

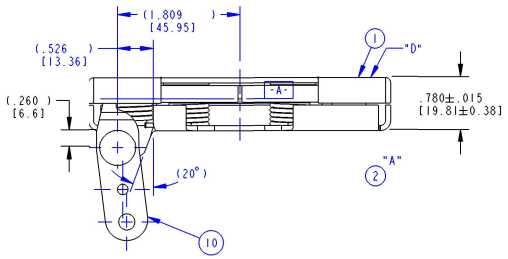

NOTES:

1. ASSEMBLY COMPLIES WITH LATCH REQUIREMENTS OF THE FEDERAL VEHICLE SAFETY STANDARD 206 WHEN TESTED IN ACCORDANCE WITH SAE J839.
2. STEEL COMPONENTS TO RECEIVE ZINC PLATE PER TRI/MARK ENG. SPEC. ES-104 WITH YELLOW CHROMATE CONVERSION COATING.
3. INTERNAL LATCH COMPONENTS "C" ARE CARBON STEEL CASE HARDENED TO R_{30N} 73-82 (Rc 55-65).
4. INTERNAL LATCH COMPONENTS "C" ARE LUBRICATED WITH OVEN CURED DRY LUBRICANT.
5. SPRINGS TO BE STAINLESS PER TRI/MARK ENG. SPEC. ES-101.
6. USE WITH TRI/MARK'S Ø.675 LATCH BOLT.
7. CASE HALVES "A" AND "D" TO BE 950X STEEL PER TRI/MARK ENG.SPEC. ES-109.
8. STAMP BACK PLATE BEFORE ASSEMBLY. STAMP PART NO. AND DATE CODE WITH .125 HIGH CHARACTERS LOCATE APPROXIMATELY AS SHOWN.
9. DIMENSIONS IN [ ] ARE IN MILLIMETERS FOR REFERENCE ONLY.

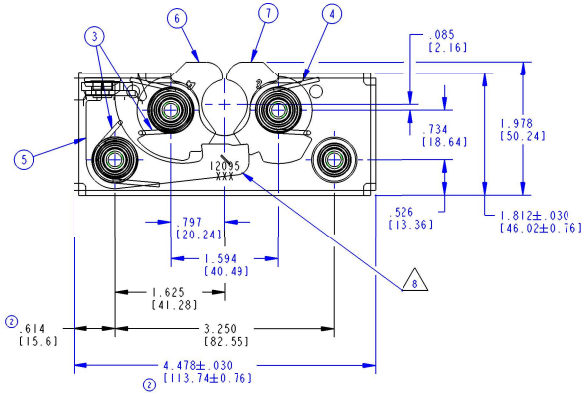

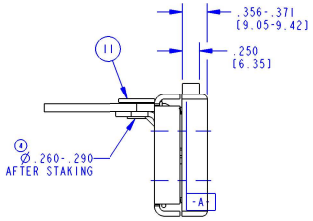

4	11	80635-16	RVT,SHLDR,FL,.188X.195X.135	1
	10	11277-16	LEVER,TRIP,LH	1
	9	81061-16	AXLE,THD,M6X1.0,.599	2
	8	81060-16	AXLE,THD,M6X1.0,.599	2
	7	81052-26	ROTOR,DUAL POSITION,DBLRTR	1
	6	81051-26	ROTOR,DUAL POSITION,DBLRTR	1
	5	80631-26	HOOK CATCH	1
	4	80854-00	SPR,TRSN,SEO,.060X.562X95	1
	3	80853-00	SPR,TRSN,SEO,.060X.562X95	2
	2	11388-16	PLATE,BACK,LH	1
	1	11439-16	PLATE,FRONT	1

● INDICATES REQUIRED ASSEMBLY INFORMATION.

DRAWN BY	JGP	7/2/91
CHECKED BY	KER	7/3/91
DESIGN ENG.		
PROD. MNGR.		

TOLERANCES UNLESS OTHERWISE SPECIFIED

LINEAR		ANGULAR
DECIMAL		MILLIMETER
X.X ±.1		X.X ±.1
X.XX ±.02		X.XX ±.02
X.XXX ±.005		X.XXX ±.005

SURFACE: X.X" ±1.0" X.XX" ±.50"

DO NOT SCALE DRAWING

MATERIAL

HEAT TREAT

FINISH: PLATE,ZINC/COAT,CHROMATE,YELLOW PER ES-104

PROJECT: 50-100-40

CUSTOMER

CUSTOMER PART NUMBER

SIZE: D

PART WEIGHT

SURFACE AREA

PRODUCT CODE: 3 050-0100

REF. T/M QP 4.20-2 FOR SUP. QUALITY REQ. - REF. T/M QP 4.20-3 FOR INT. QUALITY REQ.

TriMark®
500 Bailey Avenue
P. O. Box 350
New Hampton, Iowa 50659 U.S.A.
Tel: 641-394-3188
Fax: 641-394-2392

This drawing and the information contained herein is the property of TriMark Corporation and shall not be used for any purpose without our written consent.

DESCRIPTION: ASSY,DBLRTR,LH,6MM,STRT 3

SCALE	REVISION	TYPE	PART NUMBER
FULL	4		12095-16